

**Scan Anytime
Anywhere**




CUBESCAN[™]

BioCon-900S

Why Bladder Scanner?

A bladder scanner is a portable ultrasound device performing a quick, easy and non-invasive scan of the bladder. It can improve efficiency, reduce costs, and save time through the following use.

- **Non-invasive portable tool for managing and treating urinary outflow dysfunction**

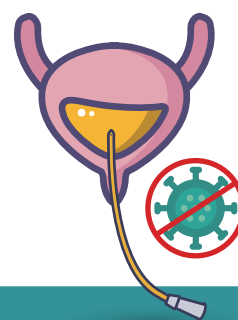


- Measurements for post void residual (PVR) and/or bladder volume
- Monitoring post-operative urinary retention (POUR)
- Evaluation of many common urological concerns (LUTS: Lower Urinary Tract Symptoms)

- **Reduction of unnecessary urinary catheter placement**



- Decision support for timely intermittent catheterization
- Reduction in catheter associated urinary tract infection (CAUTI) rates
- Improvement of the quality and safety of patient care



CAUTI (Catheter-Associated Urinary Tract Infection) Prevention

UTI is the most common type of HAI (Healthcare Associated Infection) and most of UTIs obtained in the hospital are associated with a urinary catheter. That is why UTI (Urinary Tract Infection) is called catheter-associated urinary tract infection (CAUTI). Avoiding unnecessary urinary catheterization is the most effective way to prevent CAUTI.



Portable probe

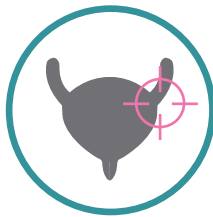
Hand-held type with touchscreen.

Experience the customized scanner to make your efficient workflow beyond the limits of time and place.



Customized composition

Optimize the composition according to the usage environment with charger or docking station options.



Key strength of CUBEscan™



- Pre-scan
: A live view of the ultrasound image
- Bladder-Point™
- ACT™ (Auto-Construction Technology)
- Self-test
- Accuracy: $\pm 10\%$ ($\pm 10\text{ml}$)



Data management

BioCon-900S with the encrypted system and barcode reader enables more effective data management of medical records and patient information.

- Cybersecurity
- Barcode reader



CUBEScan™

Our bladder scanner, CUBEScan™ series, was started with the basic value of "SIMPLE, ACCURATE, DURABLE". Experience an optimized workflow beyond the limits of time and place.



BioCon-900S Technical Specifications

Display	TFT-LCD 2.7 inch	Power	Rechargeable Li-ion battery Nominal voltage: 3.6V Nominal capacity: 5200mAh Charging time: less than 6 hours Approximately 1000 scans available**
Volume Range	0-999ml Accuracy : 0-99ml $\pm 10\text{ml}$ 100-999ml $\pm 10\%^*$		
Scan Time	Approximately 2 seconds		
Ultrasound Probe	Dual frequency (2 MHz, 3.4MHz) B-mode scan image Scan angle: 120° Penetration depth : 23cm (Adult) : 8cm (Children)	Patient ID input	Virtual keyboard 1D/2D Barcode reader (Optional)

* Based on the CUBEScan Phantom

**For a new battery module fully charged, Tested on Mcube Technology's test conditions.



Mcube
Mcube Technology Co., Ltd.

39, Magokjungang 12-ro, Gangseo-gu, Seoul, 07789, Republic of Korea

Tel: +82)2-3421-7780

Website: www.mcubetech.co.kr E-mail: mcube@mcubetech.co.kr

MCB-BioCon-900S-EN (Rev.2.2)